



**AMERICAN
GREAT LAKES PORTS
ASSOCIATION**

**STEVE FISHER
EXECUTIVE DIRECTOR**

**AMERICAN GREAT LAKES PORTS
ASSOCIATION**

**Wisconsin Commercial Ports Association
September 16, 2022**



**AMERICAN
GREAT LAKES PORTS
ASSOCIATION**

**PUBLIC POLICY ADVOCACY FOR GREAT
LAKES PORTS**

- Founded in 1977
- Washington based
- 15 commercial port agencies:

Duluth, Superior, Green Bay,
Milwaukee, Chicago, Burns Harbor,
Muskegon, Detroit, Monroe, Toledo,
Lorain, Cleveland, Erie, Ogdensburg,
Oswego

- Visit Us: www.greatlakesports.org



**AMERICAN
GREAT LAKES PORTS
ASSOCIATION**

SHIPPING IS A FOUNDATION OF THE REGIONAL ECONOMY


- Bi-national partnership
- 237,000 jobs related to maritime transport
- Supports \$35 billion in economic activity
- Approximately 140 M tons / year
- Bulk / breakbulk cargo
- Serving steel-making, agriculture, energy, mining industries



**AMERICAN
GREAT LAKES PORTS
ASSOCIATION**

CURRENT ISSUES

- Harbor Maintenance Funding
- Soo Lock Construction
- Icebreaking
- Coastal Resiliency Planning
- Ballast Water Management
- St. Lawrence River Flows
- Port Infrastructure Grant Funding
- Marine Pilotage Rates
- CBP Issues




AMERICAN
GREAT LAKES PORTS
ASSOCIATION

HARBOR MAINTENANCE FUNDING

U.S. Army Corps of Engineers Great Lakes Backlog

\$405 million Dredging Backlog
\$300 million Repair Breakwaters
\$225 million Repair Soo Locks

\$930 million Total Current Backlog



AMERICAN
GREAT LAKES PORTS
ASSOCIATION

HARBOR MAINTENANCE FUNDING

YEAR	NATIONAL	GREAT LAKES	%
FY22	\$2.05 B	\$270.6 M	13.4%
FY21	\$1.68 B	\$210.8 M	12.5%
FY20	\$1.65 B	\$161.3 M	9.8 %
FY19	\$1.54 B	\$191.9 M	12.4 %
FY18	\$1.37 B	\$161.4 M	11.7 %
FY17	\$1.276 B	\$154.5 M	11.8%
FY16	\$1.263 B	\$142.8 M	11.3 %
FY15	\$1.112 B	\$118.8 M	10.7 %
FY14	\$1.076 B	\$118.0 M	11.0 %
FY13	\$882 M	\$87.3 M	9.5 %



**AMERICAN
GREAT LAKES PORTS
ASSOCIATION**

NEW SOO LOCK CONSTRUCTION

- Soo Locks support 87,000 U.S. jobs
- Authorized by Congress in 1986
- First new system lock since 1968
- 100% federal expense
- \$1.37 billion funded to date
- \$ 800 million more to complete
- Under construction now



**AMERICAN
GREAT LAKES PORTS
ASSOCIATION**

ICEBREAKING

- Coast Guard mission loosely defined
- Great Lakes Winter Commerce Act will codify the icebreaking mission and set performance standards
- Atrophy in USCG icebreaking fleet
 - 1979 – 14 vessels
 - 2019 – 9 vessels
- New heavy icebreaker authorized by Congress in 2015 = \$350 million
- Build Back Better Bill = \$350 million
- FY23 request = \$40 million



**AMERICAN
GREAT LAKES PORTS
ASSOCIATION**

PORT INFRASTRUCTURE DEVELOPMENT GRANTS

- \$293 million for FY2019
- \$225 million for FY2020
- \$230 million for FY2021
- \$684 million for FY2022
- MARAD - 80/20 cost sharing



**AMERICAN
GREAT LAKES PORTS
ASSOCIATION**

PORT INFRASTRUCTURE DEVELOPMENT GRANTS


YEAR	PORT	AMOUNT
FY21	SUPERIOR, WI	\$8.4 M
FY21	ALPENA, MI	\$3.7 M
FY21	MARQUETTE, MI	\$1.6 M
FY20	BURNS HARBOR, IN	\$4.0 M
FY20	CONNEAUT, OH	\$19.5 M
FY19	DULUTH, MN	\$10.0 M
FY19	CLEVELAND, OH	\$11.0 M
FY19	TOLEDO, OH	\$16.0 M
FY19	MILWAUKEE, WI	\$15.9 M
TOTAL		\$90.1 M



**AMERICAN
GREAT LAKES PORTS
ASSOCIATION**

GREAT LAKES COASTAL RESILIENCY STUDY


- Lake levels highest in recorded history
- Ports of Milwaukee and Oswego damaged
- Study authorized by Congress in 2018 & 2020
- Similar to North Atlantic Coast Comprehensive Study
- Supported by all Great Lakes states
- Cost = \$11 million



**AMERICAN
GREAT LAKES PORTS
ASSOCIATION**

2022 ECONOMIC IMPACT STUDY AND INFRASTRUCTURE INVESTMENT SURVEY

- Will measure 2022 shipping season
- Direct / indirect / induced jobs dependent on Great Lakes Seaway shipping
- Will measure Business activity
- Local / State / Federal tax contribution
- Results by region, country, state/province, port, and policy issue
- Will measure public and private sector infrastructure investments



AMERICAN
GREAT LAKES PORTS
ASSOCIATION

THANK YOU!